


MUNICIPIO DE COQUIMATLAN, COL.
Sistema Integral de Contabilidad Gubernamental
ESTADO ANALITICO DEL EJERCICIO DEL PRESUPUESTO DE EGRESOS

Clasificación Administrativa

DEL 1 DE MAYO AL 31 DE MAYO DE 2022

Análisis por: Clasificación Administrativa

Clave Presupuestaria UP-UR-UE	Descripción	Aprobado May-May	Ampliaciones / (Reducciones) May-May	Modificado May-May	DpC. May- May	Devengado May-May	Pagado May-May	Subejercicio May-May
01	REGIDORES	266,408.88	-15,500.00	250,908.88	0.00	250,908.88	257,408.88	0.00
01 01	REGIDORES	266,408.88	-15,500.00	250,908.88	0.00	250,908.88	257,408.88	0.00
01 01 01	DESPACHO DE REGIDORES	266,408.88	-15,500.00	250,908.88	0.00	250,908.88	257,408.88	0.00
02	PRESIDENCIA MUNICIPAL	535,654.80	-317,896.67	217,758.13	0.00	217,758.13	270,064.86	0.00
02 01	PRESIDENCIA MUNICIPAL	535,654.80	-317,896.67	217,758.13	0.00	217,758.13	270,064.86	0.00
02 01 01	DESPACHO DE PRESIDENCIA	401,925.53	-267,289.33	134,636.20	0.00	134,636.20	186,942.93	0.00
02 01 02	SECRETARIA PARTICULAR	133,729.27	-50,607.34	83,121.93	0.00	83,121.93	83,121.93	0.00
03	SECRETARIA DEL H AYUNTAMIENTO	723,755.59	-69,176.57	654,579.02	0.00	654,579.02	668,776.83	0.00
03 01	SECRETARIA DEL H AYUNTAMIENTO	723,755.59	-69,176.57	654,579.02	0.00	654,579.02	668,776.83	0.00
03 01 01	DESPACHO DE SECRETARIA DEL H AYUNTAMIENTO	302,317.79	-40,786.39	261,531.40	0.00	261,531.40	276,079.21	0.00
03 01 02	DIRECCION DE ASUNTOS JURIDICOS	76,698.65	-26,175.50	50,523.15	0.00	50,523.15	50,523.15	0.00
03 01 03	DIRECCION DE COMUNICACION SOCIAL	53,814.61	-3,170.31	50,644.30	0.00	50,644.30	50,494.30	0.00
03 01 04	DIRECCION DE CULTURA	51,281.30	7,773.50	59,054.80	0.00	59,054.80	59,054.80	0.00
03 01 05	DIRECCION DE DEPORTES	91,648.62	11,972.09	103,620.71	0.00	103,620.71	103,420.71	0.00
03 01 08	JUNTA MUNICIPAL DE PUEBLO JUAREZ	112,794.62	-1,189.96	111,604.66	0.00	111,604.66	111,604.66	0.00
03 01 09	COMISARIAS MUNICIPALES	35,200.00	-17,600.00	17,600.00	0.00	17,600.00	17,600.00	0.00
04	OFICIALIA MAYOR	1,603,813.92	-235,036.48	1,368,777.44	0.00	1,368,777.44	1,497,953.06	0.00
04 01	OFICIALIA MAYOR	1,603,813.92	-235,036.48	1,368,777.44	0.00	1,368,777.44	1,497,953.06	0.00
04 01 01	DESPACHO DE OFICIALIA MAYOR	856,819.08	412.81	857,231.89	0.00	857,231.89	985,903.31	0.00
04 01 03	DEPARTAMENTO DE RECURSOS HUMANOS	717,930.71	-234,975.09	482,955.62	0.00	482,955.62	483,459.82	0.00
04 01 05	DEPARTAMENTO DE INFORMATICA	29,064.13	-474.20	28,589.93	0.00	28,589.93	28,589.93	0.00
05	TESORERIA MUNICIPAL	562,005.09	-85,544.07	476,461.02	5,198.92	471,262.10	461,607.14	5,198.92
05 01	TESORERIA MUNICIPAL	562,005.09	-85,544.07	476,461.02	5,198.92	471,262.10	461,607.14	5,198.92
05 01 01	DESPACHO DE TESORERIA MUNICIPAL	461,944.57	-76,141.59	385,802.98	5,198.92	380,604.06	370,949.10	5,198.92
05 01 02	DIRECCION DE INGRESOS	8,457.42	10,962.53	19,419.95	0.00	19,419.95	19,419.95	0.00
05 01 03	DIRECCION DE EGRESOS Y CONTABILIDAD	40,968.85	-640.44	40,328.41	0.00	40,328.41	40,328.41	0.00
05 01 04	DIRECCION DE CATASTRO	50,634.25	-19,724.57	30,909.68	0.00	30,909.68	30,909.68	0.00
06	CONTRALOR MUNICIPAL	25,673.50	349.01	26,022.51	0.00	26,022.51	26,022.51	0.00
06 01	CONTRALOR MUNICIPAL	25,673.50	349.01	26,022.51	0.00	26,022.51	26,022.51	0.00
06 01 01	DESPACHO DEL CONTRALOR MUNICIPAL	25,673.50	349.01	26,022.51	0.00	26,022.51	26,022.51	0.00
07	DIRECCION DE OBRAS PUBLICAS, DESARROLLO URBANO Y ECOLOGIA	200,295.56	-27,601.32	172,694.24	-	172,694.24	174,073.20	0.00
07 01	DIRECCION DE OBRAS PUBLICAS, DESARROLLO URBANO Y ECOLOGIA	200,295.56	-27,601.32	172,694.24	-	172,694.24	174,073.20	0.00
07 01 01	DESPACHO DE LA DIRECCION DE OBRAS PUBLICAS, DESARROLLO URBANO Y ECOLOGIA	200,295.56	-27,601.32	172,694.24	0.00	172,694.24	174,073.20	0.00
07 01 02	DEPARTAMENTO DE OBRAS PUBLICAS	0.00	0.00	0.00	-	0.00	0.00	0.00



MUNICIPIO DE COQUIMATLAN, COL.
Sistema Integral de Contabilidad Gubernamental
ESTADO ANALITICO DEL EJERCICIO DEL PRESUPUESTO DE EGRESOS

Clasificación Administrativa


DEL 1 DE MAYO AL 31 DE MAYO DE 2022

Análisis por: Clasificación Administrativa

Clave Presupuestaria	Descripción	Aprobado May-May	Ampliaciones / (Reducciones) May-May	Modificado May-May	DpC May- May	Devengado May-May	Pagado May-May	Subejercicio May-May
UP-UR-UE								
08	DIRECCION DE SERVICIOS PUBLICOS	1,234,646.48	353,726.21	1,588,372.69	0.00	1,588,372.69	1,559,932.76	0.00
08 01	DIRECCION DE SERVICIOS PUBLICOS	1,234,646.48	353,726.21	1,588,372.69	0.00	1,588,372.69	1,559,932.76	0.00
08 01 01	DESPACHO DE LA DIRECCION DE SERVICIOS PUBLICOS	1,167,073.69	369,946.36	1,537,020.05	0.00	1,537,020.05	1,508,580.12	0.00
08 01 03	DEPARTAMENTO DE PARQUES Y JARDINES	55,838.57	-15,129.16	40,709.41	0.00	40,709.41	40,709.41	0.00
08 01 06	DEPARTAMENTO DE PANTEON	11,734.22	-1,090.99	10,643.23	0.00	10,643.23	10,643.23	0.00
09	DIRECCION DE SEGURIDAD PUBLICA, TRANSITO Y VIALIDAD	1,227,717.24	45,945.43	1,273,662.67	0.00	1,273,662.67	1,347,050.13	0.00
09 01	DIRECCION DE SEGURIDAD PUBLICA, TRANSITO Y VIALIDAD	1,227,717.24	45,945.43	1,273,662.67	0.00	1,273,662.67	1,347,050.13	0.00
09 01 01	SEGURIDAD PUBLICA, TRANSITO Y VIALIDAD	1,227,717.24	45,945.43	1,273,662.67	0.00	1,273,662.67	1,347,050.13	0.00
10	DIRECCION DE DESARROLLO MUNICIPAL	172,105.23	-16,261.06	155,844.17	0.00	155,844.17	155,644.17	0.00
10 01	DIRECCION DE DESARROLLO MUNICIPAL	172,105.23	-16,261.06	155,844.17	0.00	155,844.17	155,644.17	0.00
10 01 01	DESPACHO DE LA DIRECCION DE DESARROLLO MUNICIPAL	66,929.67	-6,264.54	60,665.13	0.00	60,665.13	60,465.13	0.00
10 01 02	DEPARTAMENTO DE PLANEACION	93,442.58	-2,965.44	90,477.14	0.00	90,477.14	90,477.14	0.00
10 01 04	DEPARTAMENTO DE DESARROLLO RURAL	11,732.98	-7,031.08	4,701.90	0.00	4,701.90	4,701.90	0.00
11	ORGANISMOS PUBLICOS DESCENTRALIZADOS	833,333.33	-169,055.33	664,278.00	0.00	664,278.00	664,278.00	0.00
11 01	ORGANISMOS PUBLICOS DESCENTRALIZADOS	833,333.33	-169,055.33	664,278.00	0.00	664,278.00	664,278.00	0.00
11 01 01	DIF MUNICIPAL	833,333.33	-169,055.33	664,278.00	0.00	664,278.00	664,278.00	0.00
12	OBRA PUBLICA E INVERSION	0.00	0.00	0.00	0.00	0.00	0.00	0.00
12 01	OBRA PUBLICA	0.00	0.00	0.00	0.00	0.00	0.00	0.00
12 01 01	OBRA PUBLICA	0.00	0.00	0.00	0.00	0.00	0.00	0.00
13	DEUDA PUBLICA	96,693.09	8,269.13	104,962.22	0.00	104,962.22	104,962.22	0.00
13 01	DEUDA PUBLICA	96,693.09	8,269.13	104,962.22	0.00	104,962.22	104,962.22	0.00
13 01 01	DEUDA PUBLICA	96,693.09	8,269.13	104,962.22	0.00	104,962.22	104,962.22	0.00
14	TRANSFERENCIAS, SUBSIDIOS Y AYUDAS	26,000.00	-17,500.00	8,500.00	0.00	8,500.00	8,500.00	0.00
14 03	AYUDAS	26,000.00	-17,500.00	8,500.00	0.00	8,500.00	8,500.00	0.00
14 03 01	AYUDAS SOCIALES A PERSONAS	26,000.00	-17,500.00	8,500.00	0.00	8,500.00	8,500.00	0.00

TOTAL DEL GASTO:

7,508,102.71 -545,281.72 6,962,820.99 -3,908.33 6,957,622.07 7,196,273.76 5,198.92
2.63




MUNICIPIO DE COQUIMATLAN, COL.
Sistema Integral de Contabilidad Gubernamental
ESTADO ANALITICO DEL EJERCICIO DEL PRESUPUESTO DE EGRESOS

Clasificación Administrativa

DEL 1 DE ENERO AL 31 DE MAYO DE 2022

Análisis por: Clasificación Administrativa

Clave Presupuestaria	Descripción	Aprobado Ene-May	Ampliaciones/ (Reducciones) Ene-May	Modificado Ene-May	DpC Ene- May	Devengado Ene-May	Pagado Ene-May	Subejercicio Ene-May
UP-UR-UE								
01	REGIDORES	1,320,594.40	-57,762.65	1,262,831.75	0.00	1,262,831.75	1,261,531.75	0.00
01 01	REGIDORES	1,320,594.40	-57,762.65	1,262,831.75	0.00	1,262,831.75	1,261,531.75	0.00
01 01 01	DESPACHO DE REGIDORES	1,320,594.40	-57,762.65	1,262,831.75	0.00	1,262,831.75	1,261,531.75	0.00
02	PRESIDENCIA MUNICIPAL	1,704,523.83	-500,030.37	1,204,493.46	0.00	1,204,493.46	1,189,510.30	0.00
02 01	PRESIDENCIA MUNICIPAL	1,704,523.83	-500,030.37	1,204,493.46	0.00	1,204,493.46	1,189,510.30	0.00
02 01 01	DESPACHO DE PRESIDENCIA	992,853.16	-221,256.72	771,596.44	0.00	771,596.44	756,613.28	0.00
02 01 02	SECRETARIA PARTICULAR	711,670.67	-278,773.65	432,897.02	0.00	432,897.02	432,897.02	0.00
03	SECRETARIA DEL H AYUNTAMIENTO	3,645,518.26	-279,687.94	3,365,830.32	0.00	3,365,830.32	3,361,711.12	0.00
03 01	SECRETARIA DEL H AYUNTAMIENTO	3,645,518.26	-279,687.94	3,365,830.32	0.00	3,365,830.32	3,361,711.12	0.00
03 01 01	DESPACHO DE SECRETARIA DEL H AYUNTAMIENTO	1,468,772.79	-73,812.49	1,394,960.30	0.00	1,394,960.30	1,391,191.10	0.00
03 01 02	DIRECCION DE ASUNTOS JURIDICOS	379,517.67	-129,471.94	250,045.73	0.00	250,045.73	250,045.73	0.00
03 01 03	DIRECCION DE COMUNICACION SOCIAL	270,877.32	-21,329.25	249,548.07	0.00	249,548.07	249,398.07	0.00
03 01 04	DIRECCION DE CULTURA	269,008.43	27,626.70	296,635.13	0.00	296,635.13	296,635.13	0.00
03 01 05	DIRECCION DE DEPORTES	489,297.28	28,080.31	517,377.59	0.00	517,377.59	517,177.59	0.00
03 01 08	JUNTA MUNICIPAL DE PUEBLO JUAREZ	592,044.77	-22,781.27	569,263.50	0.00	569,263.50	569,263.50	0.00
03 01 09	COMISARIAS MUNICIPALES	176,000.00	-88,000.00	88,000.00	0.00	88,000.00	88,000.00	0.00
04	OFICIALIA MAYOR	8,699,192.51	-1,200,381.20	7,498,811.31	1,535.60	7,497,275.71	7,024,700.96	1,535.60
04 01	OFICIALIA MAYOR	8,699,192.51	-1,200,381.20	7,498,811.31	1,535.60	7,497,275.71	7,024,700.96	1,535.60
04 01 01	DESPACHO DE OFICIALIA MAYOR	5,006,464.26	-152,206.73	4,854,257.53	1,535.60	4,852,721.93	4,612,444.44	1,535.60
04 01 03	DEPARTAMENTO DE RECURSOS HUMANOS	3,548,801.14	-1,046,592.23	2,502,208.91	0.00	2,502,208.91	2,269,911.65	0.00
04 01 05	DEPARTAMENTO DE INFORMATICA	143,927.11	-1,582.24	142,344.87	0.00	142,344.87	142,344.87	0.00
05	TESORERIA MUNICIPAL	2,755,641.06	-275,105.37	2,480,535.69	5,198.92	2,475,336.77	2,460,681.81	5,198.92
05 01	TESORERIA MUNICIPAL	2,755,641.06	-275,105.37	2,480,535.69	5,198.92	2,475,336.77	2,460,681.81	5,198.92
05 01 01	DESPACHO DE TESORERIA MUNICIPAL	2,241,984.96	-234,938.31	2,007,046.65	5,198.92	2,001,847.73	1,987,192.77	5,198.92
05 01 02	DIRECCION DE INGRESOS	41,741.46	55,562.35	97,303.81	0.00	97,303.81	97,303.81	0.00
05 01 03	DIRECCION DE EGRESOS Y CONTABILIDAD	209,157.88	2,015.19	211,173.07	0.00	211,173.07	211,173.07	0.00
05 01 04	DIRECCION DE CATASTRO	262,756.76	-97,744.60	165,012.16	0.00	165,012.16	165,012.16	0.00
06	CONTRALOR MUNICIPAL	126,910.50	1,665.51	128,576.01	0.00	128,576.01	128,576.01	0.00
06 01	CONTRALOR MUNICIPAL	126,910.50	1,665.51	128,576.01	0.00	128,576.01	128,576.01	0.00
06 01 01	DESPACHO DEL CONTRALOR MUNICIPAL	126,910.50	1,665.51	128,576.01	0.00	128,576.01	128,576.01	0.00
07	DIRECCION DE OBRAS PUBLICAS, DESARROLLO URBANO Y ECOLOGIA	1,074,683.07	-146,817.14	927,865.93	-	927,865.93	923,025.23	0.00
07 01	DIRECCION DE OBRAS PUBLICAS, DESARROLLO URBANO Y ECOLOGIA	1,074,683.07	-146,817.14	927,865.93	-	927,865.93	923,025.23	0.00
07 01 01	DESPACHO DE LA DIRECCION DE OBRAS PUBLICAS, DESARROLLO URBANO Y ECOLOGIA	1,074,683.07	-146,817.14	927,865.93	0.00	927,865.93	923,025.23	0.00
07 01 02	DEPARTAMENTO DE OBRAS PUBLICAS	0.00	0.00	0.00	-	0.00	0.00	0.00



MUNICIPIO DE COQUIMATLAN, COL.
Sistema Integral de Contabilidad Gubernamental
ESTADO ANALITICO DEL EJERCICIO DEL PRESUPUESTO DE EGRESOS

Clasificación Administrativa

DEL 1 DE ENERO AL 31 DE MAYO DE 2022

Análisis por: Clasificación Administrativa

Clave Presupuestaria	Descripción	Aprobado Ene-May	Ampliaciones / (Reducciones) Ene-May	Modificado Ene-May	DpC. Ene- May	Devengado Ene-May	Pagado Ene-May	Subejercicio Ene-May
UP-UR-UE								
08	DIRECCION DE SERVICIOS PUBLICOS	6,377,303.45	113,084.39	6,490,387.84	0.00	6,490,387.84	6,263,316.68	0.00
08 01	DIRECCION DE SERVICIOS PUBLICOS	6,377,303.45	113,084.39	6,490,387.84	0.00	6,490,387.84	6,263,316.68	0.00
08 01 01	DESPACHO DE LA DIRECCION DE SERVICIOS PUBLICOS	6,069,787.00	144,474.80	6,214,261.80	0.00	6,214,261.80	5,987,190.64	0.00
08 01 03	DEPARTAMENTO DE PARQUES Y JARDINES	249,472.35	-25,875.80	223,596.55	0.00	223,596.55	223,596.55	0.00
08 01 06	DEPARTAMENTO DE PANTEON	58,044.10	-5,514.61	52,529.49	0.00	52,529.49	52,529.49	0.00
09	DIRECCION DE SEGURIDAD PUBLICA, TRANSITO Y VIALIDAD	5,666,141.43	803,332.15	6,469,473.58	0.00	6,469,473.58	6,427,315.35	0.00
09 01	DIRECCION DE SEGURIDAD PUBLICA, TRANSITO Y VIALIDAD	5,666,141.43	803,332.15	6,469,473.58	0.00	6,469,473.58	6,427,315.35	0.00
09 01 01	SEGURIDAD PUBLICA, TRANSITO Y VIALIDAD	5,666,141.43	803,332.15	6,469,473.58	0.00	6,469,473.58	6,427,315.35	0.00
10	DIRECCION DE DESARROLLO MUNICIPAL	886,671.65	-92,042.94	794,628.71	0.00	794,628.71	794,428.71	0.00
10 01	DIRECCION DE DESARROLLO MUNICIPAL	886,671.65	-92,042.94	794,628.71	0.00	794,628.71	794,428.71	0.00
10 01 01	DESPACHO DE LA DIRECCION DE DESARROLLO MUNICIPAL	345,641.13	-53,087.61	292,553.52	0.00	292,553.52	292,353.52	0.00
10 01 02	DEPARTAMENTO DE PLANEACION	482,992.54	-23,861.37	459,131.17	0.00	459,131.17	459,131.17	0.00
10 01 04	DEPARTAMENTO DE DESARROLLO RURAL	58,037.98	-15,093.96	42,944.02	0.00	42,944.02	42,944.02	0.00
11	ORGANISMOS PUBLICOS DESCENTRALIZADOS	3,416,666.65	-95,276.65	3,321,390.00	0.00	3,321,390.00	3,321,390.00	0.00
11 01	ORGANISMOS PUBLICOS DESCENTRALIZADOS	3,416,666.65	-95,276.65	3,321,390.00	0.00	3,321,390.00	3,321,390.00	0.00
11 01 01	DIF MUNICIPAL	3,416,666.65	-95,276.65	3,321,390.00	0.00	3,321,390.00	3,321,390.00	0.00
12	OBRA PUBLICA E INVERSION	17,446,925.22	-	0.00	0.00	0.00	0.00	0.00
12 01	OBRA PUBLICA	17,446,925.22	-17,446,925.22	0.00	0.00	0.00	0.00	0.00
12 01 01	OBRA PUBLICA	17,446,925.22	-17,446,925.22	0.00	0.00	0.00	0.00	0.00
13	DEUDA PUBLICA	483,753.63	19,559.79	503,313.42	0.00	503,313.42	503,313.42	0.00
13 01	DEUDA PUBLICA	483,753.63	19,559.79	503,313.42	0.00	503,313.42	503,313.42	0.00
13 01 01	DEUDA PUBLICA	483,753.63	19,559.79	503,313.42	0.00	503,313.42	503,313.42	0.00
14	TRANSFERENCIAS, SUBSIDIOS Y AYUDAS	175,396.00	-86,305.00	89,091.00	0.00	89,091.00	89,091.00	0.00
14 03	AYUDAS	175,396.00	-86,305.00	89,091.00	0.00	89,091.00	89,091.00	0.00
14 03 01	AYUDAS SOCIALES A PERSONAS	175,396.00	-86,305.00	89,091.00	0.00	89,091.00	89,091.00	0.00

TOTAL DEL GASTO: 53,779,921.66 -19,242,692.6 34,537,229.02 -3,906.79 34,530,494.50 33,748,592.34 6,734.52
4 7.03